

Coordinated Entry

Coordinated Entry officially launched January 23, 2018

Many families have called Coordinated Entry and completed assessments

Clients come from nearly every city in the tri-county region

A majority of these households have incomes below the poverty line

A
fa
pa

For people in our community who are homeless or at risk of becoming homeless, finding help can be challenging. Coordinated Entry creates a simpler way for people to get the help they need.

Coordinated Entry ...

- * creates an easy to use and efficient way for people experiencing housing insecurity to access services**
- * uses an unbiased system for prioritizing people for placement in services**
- * provides a more efficient system for nonprofit service providers**
- * provides data to help our community better plan for housing needs**

Coordinated Entry

Coordinated Entry officially launched January 23, 2018

Many families have called Coordinated Entry and completed assessments

Clients come from nearly every city in the tri-county region


A majority of these households have incomes below the poverty line

A fa
pa

1,510 households

3,312 individuals

Each Rectangle below represents a family who completed a Coordinated Assessment to determine their eligibility for housing and other programs.



Number of Individuals in Houshold

1  13

Coordinated Entry

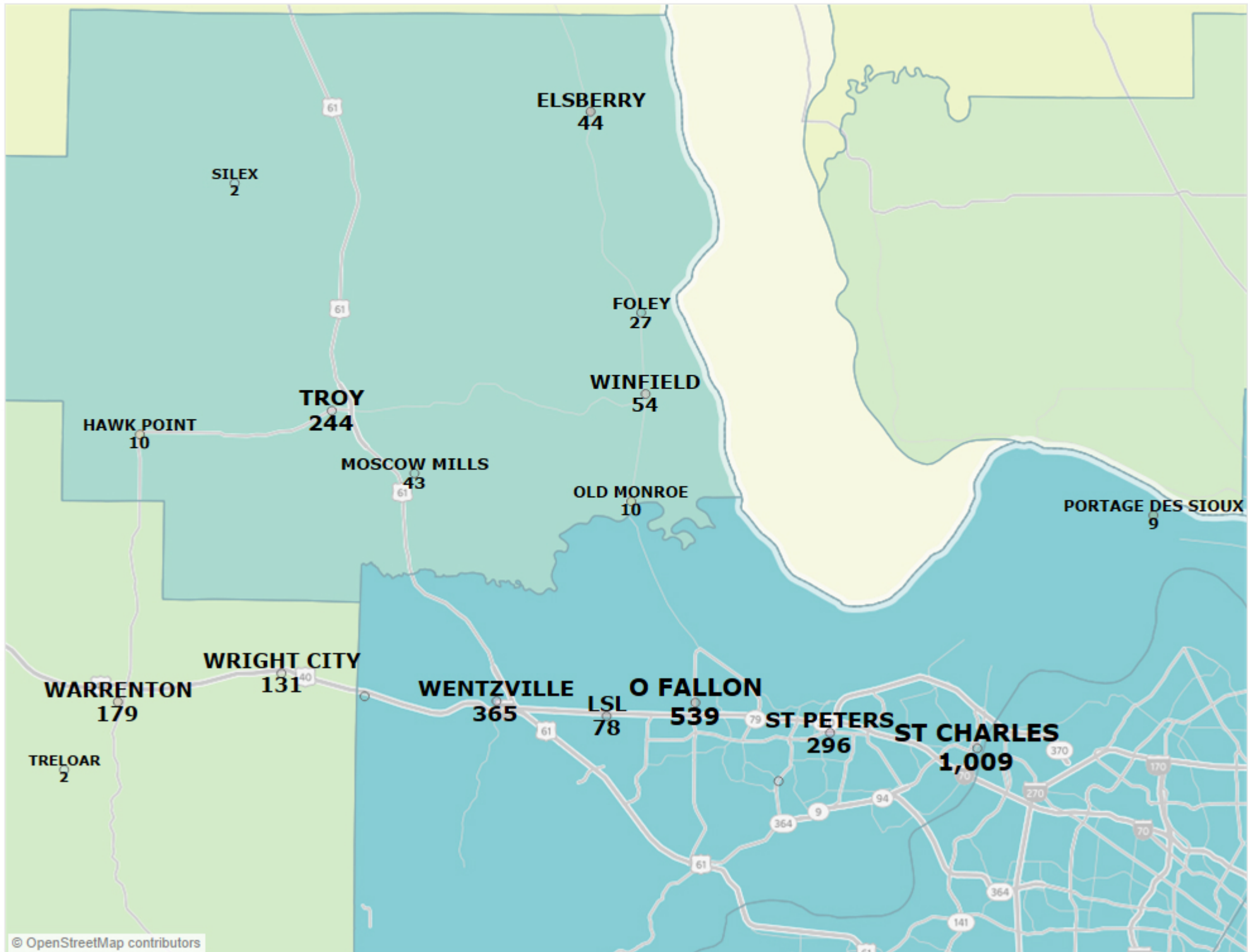
Coordinated Entry officially launched January 23, 2018

Many families have called Coordinated Entry and completed assessments

Clients come from nearly every city in the tri-county region

A majority of these households have incomes below the poverty line

A fa pa



Coordinated Entry

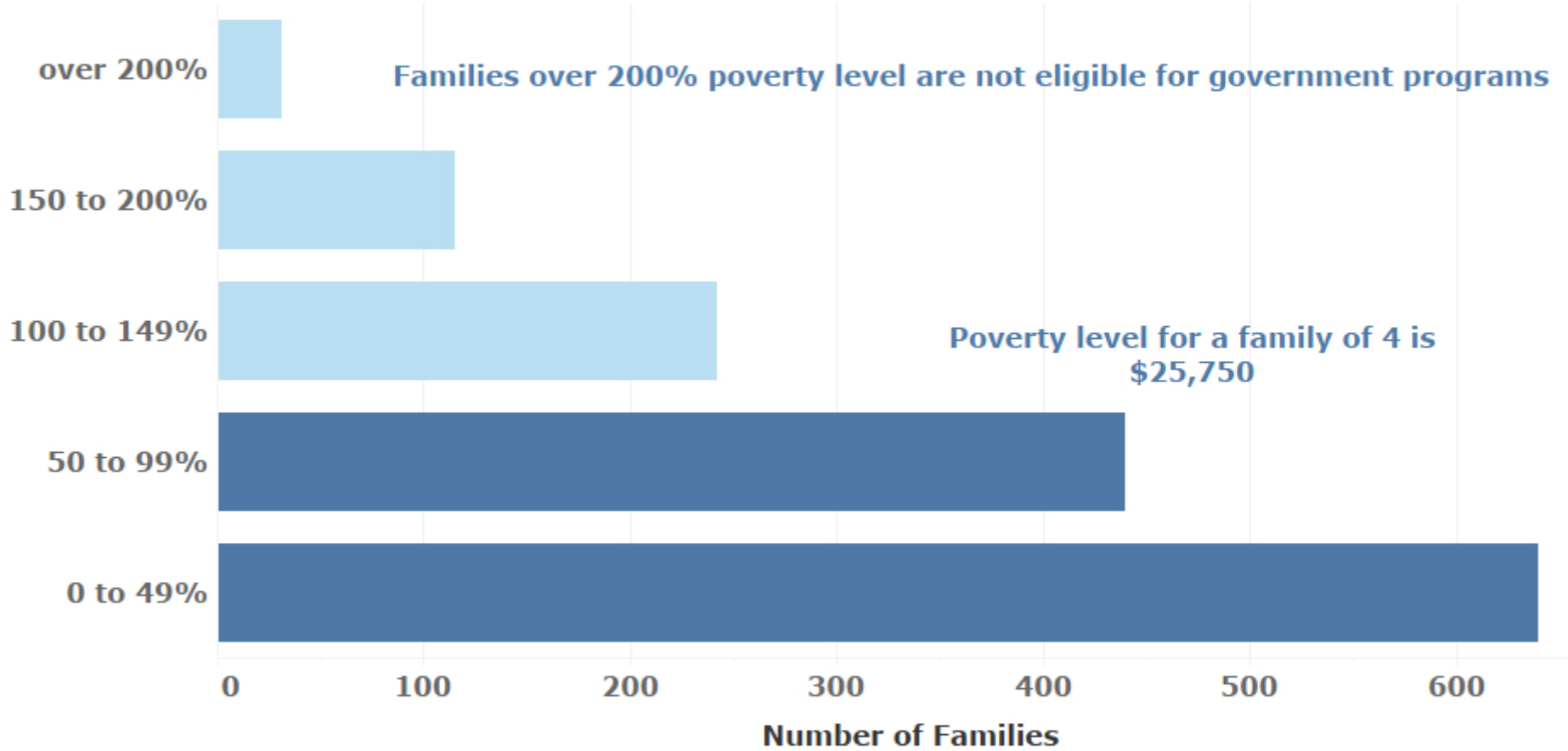
Coordinated Entry officially launched January 23, 2018

Many families have called Coordinated Entry and completed assessments

Clients come from nearly every city in the tri-county region

A majority of these households have incomes below the poverty line

A fa
pa



Coordinated Entry

Many families have called Coordinated Entry and completed assessments

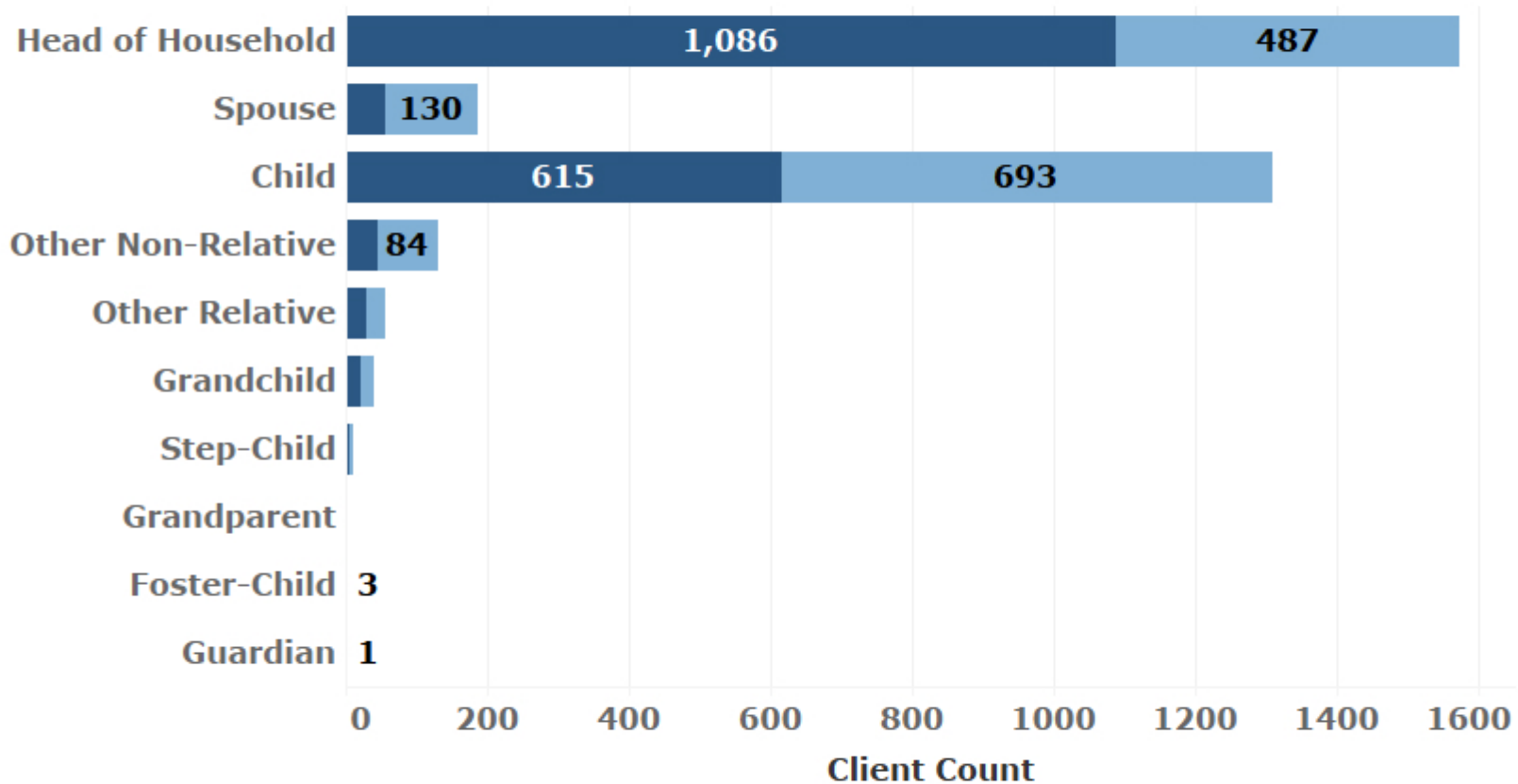
Clients come from nearly every city in the tri-county region

A majority of these households have incomes below the poverty line

A majority of these families are single parent households

A majority of these clients are non-

Composition of Families Served (Client Count By Relation to Head of Household)



Coordinated Entry

Clients come from nearly every city in the tri-county region

A majority of these households have incomes below the poverty line

A majority of these families are single parent households

A majority of these clients are white, non-hispanic / latino

The significant population

Race	Ethnicity	
	Non-Hispanic or Latino	Hispanic or Latino
White	2,226	106
Black or African American	718	8
Multi-Racial	207	14
American Indian or Alaska Native	16	1
Asian	6	
Other	6	2
Native Hawaiian or Other Pacific Islander	3	

Coordinated Entry

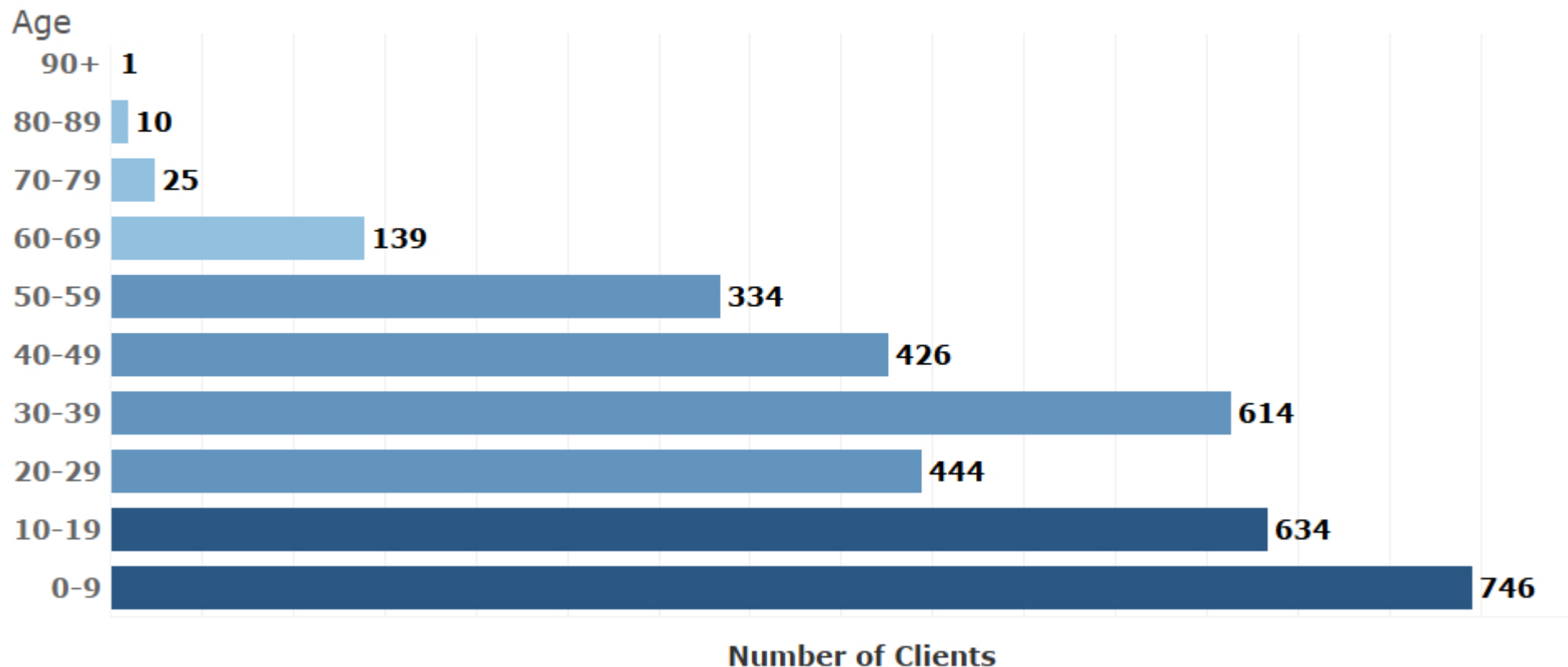
A majority of these households have incomes below the poverty line

A majority of these families are single parent households

A majority of these clients are white, non-hispanic / latino

There are a significant number of children in this population

Unf...



Coordinated Entry

A majority of these families are single parent households

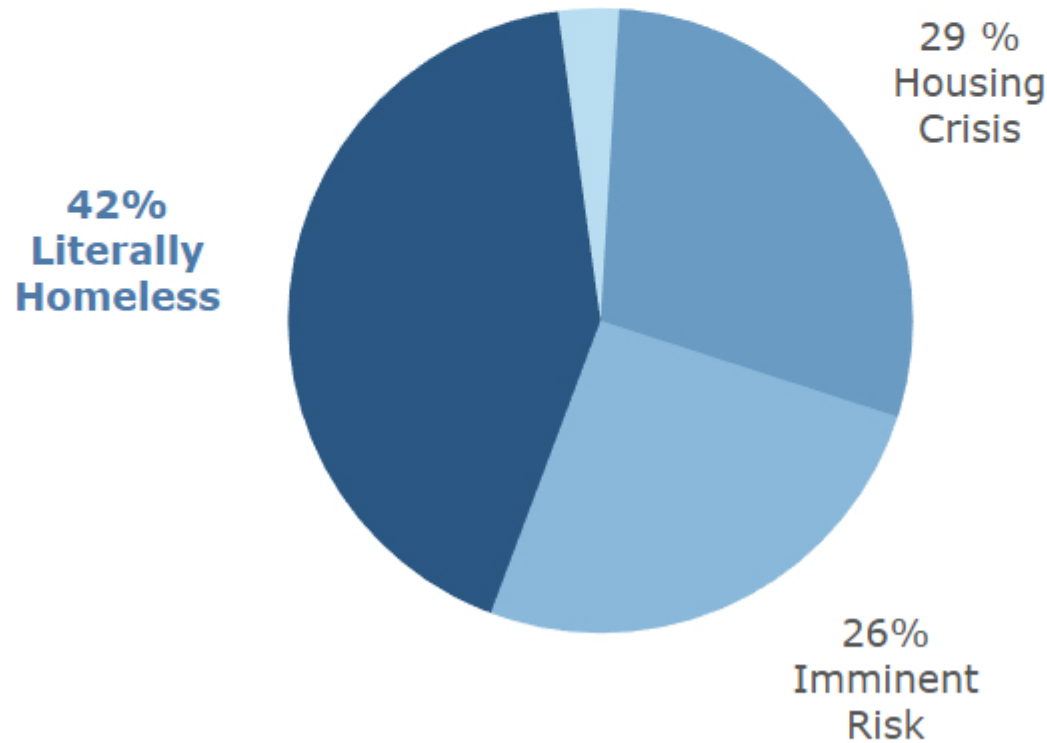
A majority of these clients are white, non-hispanic / latino

There are a significant number of children in this population

Unfortunately, a large portion of the families assessed are literally homeless

Fam
to p
assi

Coordinated Assessment Dispositions



Coordinated Entry

A majority of these clients are white, non-hispanic / latino

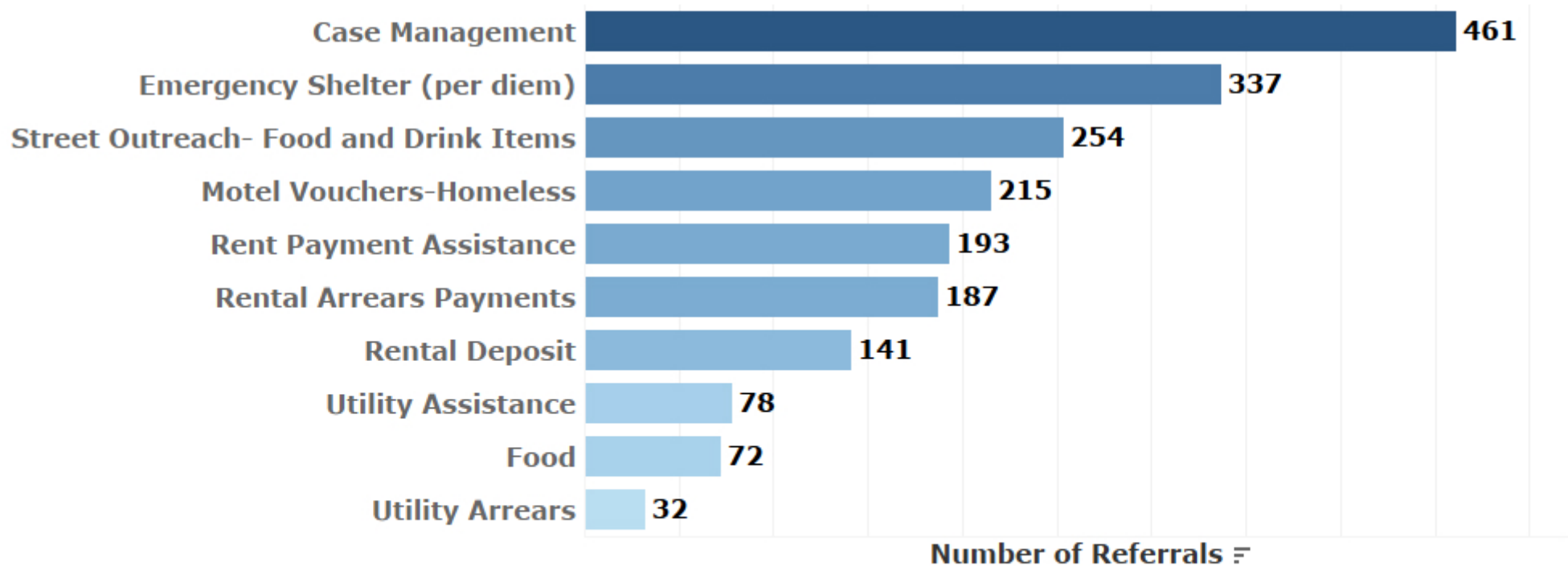
There are a significant number of children in this population

Unfortunately, a large portion of the families assessed are literally homeless

Families are referred to providers who can assist them

Many clients have housing

Top 10 Services Clients for Which Clients Were Referred



Coordinated Entry

There are a significant number of children in this population

Unfortunately, a large portion of the families assessed are literally homeless

Families are referred to providers who can assist them

Many families in community programs have moved to stable housing

But have



Coordinated Entry

Unfortunately, a large portion of the families assessed are literally homeless

Families are referred to providers who can assist them

Many families in community programs have moved to stable housing

But many others still have unmet needs

Here help

460 persons (341 households) are currently on our prioritization list for housing and are considered literally homeless.

Of these 28% are youth under the age of 24, 32% are persons in families, and 68% are persons in households without children.

Coordinated Entry

< re	Families are referred to providers who can assist them	Many families in community programs have moved to stable housing	But many others still have unmet needs	Here's how you can help!	>
------	--	--	--	--------------------------	---

**For information on how you can help,
please refer to the back of our handout titled
"One Year of Coordinated Entry"
under the section titled
"How Can You Help?"**

